



Sound Fixes Pack

Revitalizing through sound

USER GUIDE

Table of Contents

<u>Getting started: Sourcing</u>	2
<u>Getting started: Installation</u>	3
<u>Getting started: Load order</u>	4
<u>Getting started: Mod states</u>	5
<u>Discovering sounds</u>	6
<u>Activating reefer sounds</u>	7
<u>Technical support and settings</u>	8

Getting started: Sourcing

Thank you for choosing the Sound Fixes Pack! Audio is a vital aspect to immersion in video games. With the Sound Fixes Pack enabled, your in-game experience is enhanced with many more real world sounds!

This exciting mod strives with a focus on quality and improvements!

To get started with enabling this mod, one must source the mod from one of the official download sources. There are three to choose from, each with their own advantages and differences listed below:

STEAM WORKSHOP

- Automatic updates
- Updates arrive the earliest on this platform. It may sometimes be one or more versions ahead of a marketed release.
- Smaller file size to download when retrieving mod updates (only downloads what's changed in the mod).
- Mainly supports the current game version.
- Has a safe mode built in to support a future game version as soon as it arrives.
- It's possible to show your appreciation using Steam Points to grant an award.
- The predecessor to the current game version is supported for a limited time.
- No adverts.
- Requires you to be logged in to Steam to subscribe.

[**RECOMMENDED**]

SHAREMODS

- Gives you both the ETS2 and ATS edition in one 7z archive.
- You can easily inspect the mod's files locally.
- Useful for obtaining a previous version of the mod for a previous game version. The download links reliably work for a long period of time.
- Supported with adverts.
- You can download without having to login or sign up.
- No restrictions on game version compatibility, so you have to check the description on whether the mod is supported on your game version.
- No automatic updates - if you want to update, you have to do it manually.

TRUCKYMODS

- Works with the Trucky Desktop Mod Manager platform.
- Also supports manual downloads of the mod, where you can easily inspect the mod's files locally.
- Supports newer game versions only.
- You can download without having to login or sign up.

Getting started: Installation

Once you have downloaded the mod, simply click the Mod Manager button when you enter Euro Truck Simulator 2 or American Truck Simulator.



In the Mod Manager you should find the Sound Fixes Pack. Double click the mod or select it and click the right arrow button shown below to move it to your active mods.



Clicking the info icon will show you the details of the mod, including the mod version number, which game versions are compatible for the version of the mod you have.

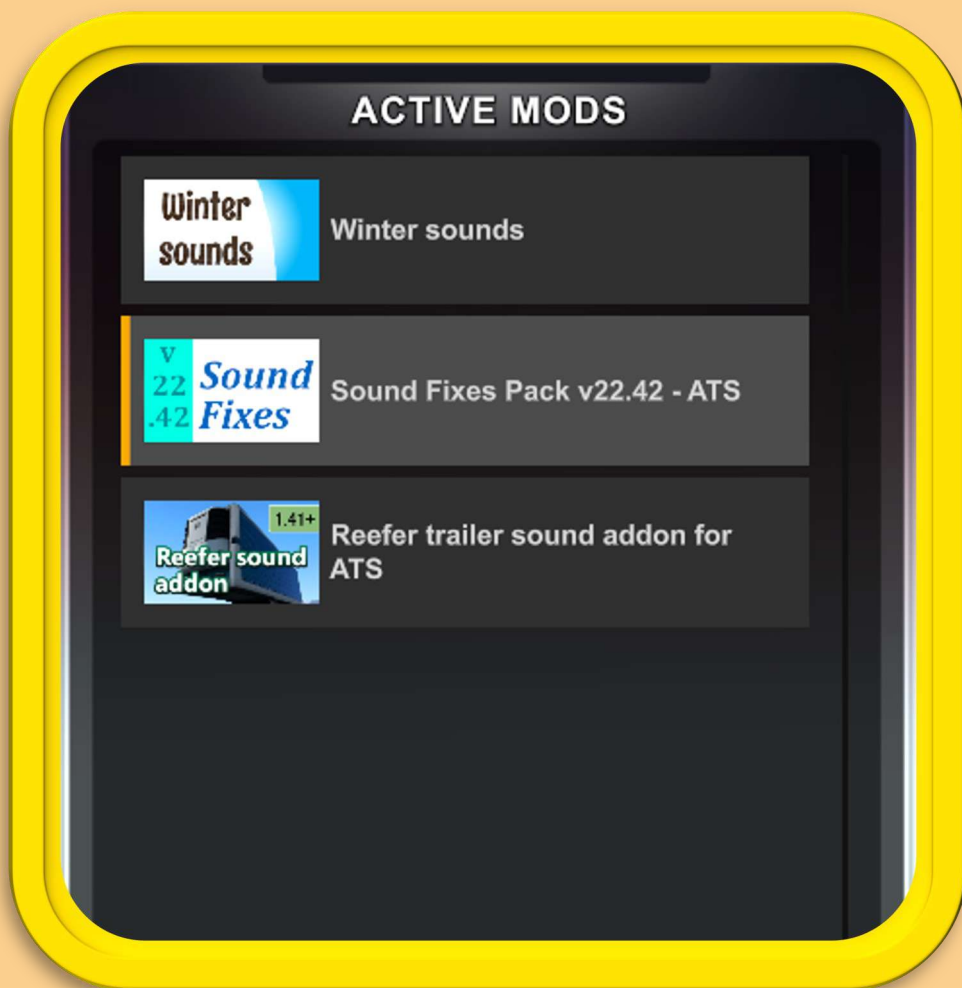


TIP: If you have a version of the mod not from the Steam Workshop, make sure to have the SCS file of the mod placed into the mod folder in your game installation directory. This is so you can see the mod in the Mod Manager.

Getting started: Load order

The Sound Fixes Pack is best used with a high priority in the Mod Manager, since it covers a lot of sound aspects in the game.

There are some cases where it is acceptable to put other mods above the mod. For example, sound addons or sound replacements to the Sound Fixes Pack like the Winter sounds mod.



Most importantly, the mod must sit above map mods, AI traffic mods, and rain sound mods to ensure a compatible experience.

Click on the Confirm Changes button to finish enabling the mod.

Confirm Changes

Getting started: Mod states

This only applies to the Steam Workshop edition of the mod.

The Sound Fixes Pack has used the same image style in the Mod Manager for years. The version number is **always** included in a working version of the mod.



In some cases, the left bar of the mod image will differ. If it is black, it will mean you have rolled back to a game version no longer supported from the Sound Fixes Pack Steam Workshop edition. In this case, you need to upgrade your game version or find an older version of the mod to download locally.



If the left bar is blue, this means the mod is in safe mode and will have limited functionality, but you can still have the mod enabled. This may be seen immediately after entering a beta version of the game, for example. If it seems you are getting this version by mistake, you may need to verify the integrity of the game through Steam.




Discovering sounds

The Sound Fixes Pack is not your ordinary mod where you can experience everything it has to offer in one session.

Hidden features throughout the game world are always available to be discovered. For example, if you follow a tumbleweed in American Truck Simulator with the developer camera for a long time, you may actually hear a distant hawk.

Also, if you decouple a box trailer when you have not reached the destination, you may hear the extra ending of the trailer brace rotation sound, which is normally cut short when you finish a delivery.

What we hear in the real world inspires the intricate details that are put in this mod. Great sounds will evoke and amplify emotions, such as a sweet sounding train horn that one would remember hearing in real life.




Activating reefer sounds

Did you know there is a reefer sound functionality you can unlock from the Sound Fixes Pack?

There is a workaround that works for any trailer, but you can also mod and configure it to work with a startup sound with reefer trailers in the Freight Market.

You can find the documentation and forum topic here:

<https://forum.scssoft.com/viewtopic.php?f=201&t=299112>



Technical support and settings



The recommended audio settings can be found in the SCS forum topic for the mod: <https://forum.scssoft.com/viewtopic.php?t=200919>

You can adjust the settings to your liking. Some engine sound mods are better suited for a different engine sound slider setting for example.



If you are experiencing issues with the mod or want to provide suggestions, support is available from the author on the following links:

World Wide Web:

<https://forum.scssoft.com/viewtopic.php?t=200919>

<https://steamcommunity.com/sharedfiles/filedetails/?id=648591060>

<https://steamcommunity.com/sharedfiles/filedetails/?id=830663438>



Sound Fixes Pack

A mod made for Euro Truck Simulator 2 and American Truck Simulator

User Guide published by Drive Safely